

B S D & Co.

Chartered Accountants

Branch Office Delhi : 810, 8th floor, Antriksh Bhawan, 22 Kasturba Gandhi Marg, New Delhi-110001(Delhi)
Tel. : 011-43029888, E-mail : delhi@bsdgroup.in • Website : www.bsdgroup.in

INDEPENDENT AUDITOR'S REPORT

To the Partners of SHINE GROW NEW FARIDABAD LLP

Report on the Financial Statements

Opinion

We have audited the accompanying financial statements of **SHINE GROW NEW FARIDABAD LLP** ("the LLP"), which comprise the Balance Sheet as at 31st March 2024, the Statement of Profit and Loss, and Cash Flow statement for the year ended and including a summary of the material accounting policies and other explanatory information.

In our opinion and to the best of our information and according to the explanations given to us, the aforesaid financial statements are prepared, in all material respect, in accordance with the Accounting Standards issued by the Institute of Chartered Accountant of India (ICAI) and in accordance with the accounting principal generally accepted in India.

Basis for Opinion

We conducted our audit of the financial statements in accordance with the Standards on Auditing (SAs) issued by the ICAI. Our responsibilities under those Standards are further described in the Auditor's Responsibilities for the Audit of the Financial Statements section of our report. We are independent of the LLP in accordance with the ethical requirement that are relevant to our audit of the financial statements in India, we have fulfilled our other ethical responsibilities in accordance with these requirements. We believe that the audit evidence we have obtained is sufficient and appropriate to provide a basis for our audit opinion on the financial statements.

Responsibilities of Designated Partners for the Financial Statements

Designated Partners are responsible for the preparation of the financial statements in accordance with the accounting principles generally accepted in India, and for the such internal control as Designated Partners determine the necessary to enable the preparation of financial statements that are free from material misstatement whenever due to fraud and error.

In preparing the financial statements, Designated Partners are responsible for assessing the LLP's ability to continue as a going concern, disclosing, as applicable, matters related to going concern and using the going concern basis of accounting unless designated partners either intends to liquidate the LLP or to cease operations, or has no realistic alternative but to do so.

Designated Partners are also responsible for overseeing the LLP's financial reporting process.



Auditor's Responsibility for the Audit of the Financial Statements

Our objectives are to obtain reasonable assurance about whether the financial statements as a whole are free from material misstatement, whether due to fraud or error, and to issue an auditor's report that includes our opinion. Reasonable assurance is a high level of assurance, but is not a guarantee that an audit conducted in accordance with SAs will always detect a material misstatement when it exists. Misstatements can arise from fraud or error and are considered material if, individually or in the aggregate, they could reasonably be expected to influence the economic decisions of users taken on the basis of these financial statements.

For **B S D & Co.**

Chartered Accountants

Firm Registration No. 000312S



Sujata Sharma

Partner

Membership No. 087919



UDIN: 24087919BKEOMU3119

Place: New Delhi

Date: 24th May 2024

SHINE GROW NEW FARIDABAD LLP

Regd. Office: Ground Floor, Omaxe World Street, Sales office, Sector 79 Faridabad HR 121002
LLPIN : AAV-0125

Balance Sheet as at 31 March, 2024

(Amount in Hundreds)

Particulars	Note No.	As at 31 March, 2024	As at 31 March, 2023
I. EQUITY AND LIABILITIES			
1. Partners' Funds			
a) Partners' Capital Account			
i) Partners' Contribution	1A	1,000.00	1,000.00
ii) Partners' Current Account	1B	230,925.00	257,925.00
b) Reserve and Surplus	2	(14,152.44)	(31,982.61)
		217,772.56	226,942.39
2. Current liabilities			
a) Other Current Liabilities	3	600.00	600.00
		600.00	600.00
TOTAL		218,372.56	227,542.39
II. ASSETS			
1. Non-Current Assets			
a) Non-Current Tax Assets	4	1,150.00	1,800.00
		1,150.00	1,800.00
2. Current Assets			
b) Trade Receivables	5	197,141.00	213,341.00
c) Cash and Cash Equivalents	6	20,081.56	12,401.39
		217,222.56	225,742.39
TOTAL		218,372.56	227,542.39
Material accounting policies	A		

The note nos. 1-17 form an integral part of financial statements.

As per our report of even date attached

For and on behalf of

B S D & Co.

Chartered Accountants

Regn. No. 000312S




Sujata Sharma
Partner
M.No. 087919



For and on behalf of Shine Grow New Faridabad LLP


Kapil Mangla
(Designated Partner)
DIN: 08989305


Rajneesh Pabbi
(Body Corporate DP Nominee)
DIN: 03563078
Representing : Omaxe Limited

Place : New Delhi

Date : 24 May, 2024

SHINE GROW NEW FARIDABAD LLP

Regd. Office: Ground Floor, Omaxe World Street, Sales office, Sector 79 Faridabad HR 121002
LLPIN : AAV-0125

Statement of Profit and Loss for the Year ended 31st March 2024

(Amount in Hundreds)

Particulars	Note No.	Year Ended 31 March, 2024	Year Ended 31 March, 2023
Revenue			
Revenue from operations	7	18,000.00	18,000.00
Other income	8	63.00	243.43
TOTAL INCOME		18,063.00	18,243.43
Expenses			
Other expenses	9	232.83	131.49
TOTAL EXPENSES		232.83	131.49
Profit/(Loss) Before Tax		17,830.17	18,111.94
Tax expenses	10	-	-
Profit/(loss) for the Period		17,830.17	18,111.94
Material accounting policies	A		

The note nos. 1-17 form an integral part of financial statements.

As per our report of even date attached

For and on behalf of
B S D & Co.
Chartered Accountants
Regn. No. 000312S


For and on behalf of Shine Grow New Faridabad LLP



Sujata Sharma
Partner
M.No. 087919



Kapil Mangla
(Designated Partner)
DIN: 08989305



Rajneesh Pabbi
(Body Corporate DP Nominee)
DIN: 03563078
Representing : Omaxe Limited

Place : New Delhi
Date : 24 May, 2024

SHINE GROW NEW FARIDABAD LLP

Regd. Office: Ground Floor, Omaxe World Street, Sales office, Sector 79 Faridabad HR 121002
LLPIN : AAV-0125

Cash flow statement for the Year ended 31 March, 2024

(Amount in Hundreds)

Particulars	Year Ended 31 March, 2024	Year Ended 31 March, 2023
A. Cash flow from operating activities		
Profit/(Loss) for the year before tax	17,830.17	18,111.94
Less: Interest on Income Tax Refund	(63.00)	(243.43)
Operating profit/(loss) before working capital changes	17,767.17	17,868.51
Adjustments for working capital		
Trade Receivable	16,200.00	158,800.00
Other Financial Assets	-	1,597.88
Other Current liabilities	-	(8.85)
	16,200.00	160,389.03
Cash (used in)/generated from operating activities	33,967.17	178,257.54
Direct taxes (paid)/refund(net)	713.00	5,398.20
	34,680.17	183,655.74
Net cash (used in) / generated from operating activities	34,680.17	183,655.74
	-	-
B. Cash flow from investing activities		
C. Cash flow from financing activities		
Contribution from partner	(27,000.00)	(175,000.00)
Net cash (used in) / generated from Financing activities	(27,000.00)	(175,000.00)
Net (decrease) / increase in cash and cash equivalents	7,680.17	8,655.74
Opening balance of cash and cash equivalents	12,401.39	3,745.65
Closing balance of cash and cash equivalents	20,081.56	12,401.39

As per our report of even date attached

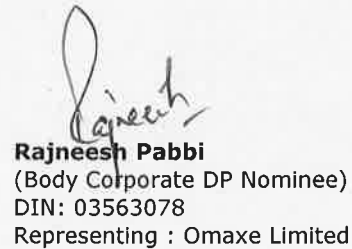
For and on behalf of
B S D & Co.
Chartered Accountants
Regn. No. 000312S



Sujata Sharma
Partner
M.No. 087919

For and on behalf of Shine Grow New Faridabad LLP


Kapil Mangla
(Designated Partner)
DIN: 08989305


Rajneesh Pabbi
(Body Corporate DP Nominee)
DIN: 03563078
Representing : Omaxe Limited

Place : New Delhi
Date : 24 May, 2024

SHINE GROW NEW FARIDABAD LLP

Regd. Office: Ground Floor, Omaxe World Street, Sales office, Sector 79 Faridabad HR 121002
LLPIN : AAV-0125

A. Material accounting policies

1. LLP information

Shine Grow New Faridabad LLP is an Subsidiary of Omaxe Limited . Registered address of the LLP is Ground Floor, Omaxe World Street, Sales office, Sector 79 Faridabad HR 121002

The LLP is into the Real estate Business.

2. Material accounting policies

i) Basis of preparation of financial statements

The financial statements of the LLP are prepared in accordance with the Generally Accepted Accounting Principles (GAAP) under the historical cost convention, as applicable to going concern, on accrual basis and the provision of LLP Act 2008.

ii) Revenue recognition

Revenue is recognised on accrual basis and measured at the fair value of the consideration received or receivable for goods supplied and services rendered, net of returns and discounts to customers.

iii) Inventories

Land is valued at lower of cost and net realisable value. Cost is determined on average method. Cost includes cost of acquisition and all related costs.

iv) Fixed assets

Fixed assets are stated at historical cost less accumulated depreciation. Cost includes purchase price and all other attributable cost to bring the assets to its working condition for the intended use.

v) Impairment of Assets

The LLP's assesses Assets at each balance sheet date whether there is any indication that an asset may be impaired. If any such indication exists, the LLP's estimates the recoverable amount of the asset. If such recoverable amount of the asset or the recoverable amount of the cash-generating unit to which the asset belongs is less than its carrying amount, the carrying amount is reduced to its recoverable amount. The reduction is treated as an impairment loss and is recognized in the statement of profit and loss.

vi) Provisions, contingent assets and contingent liabilities

A provision is recognized when:

- the LLP has a present obligation as a result of a past event;
- it is probable that an outflow of resources embodying economic benefits will be required to settle the obligation; and
- a reliable estimate can be made of the amount of the obligation.

A disclosure for a contingent liability is made when there is a possible obligation or a present obligation that may, but probably will not, require an outflow of resources. Where there is a possible obligation or a present obligation that the likelihood of outflow of resources is remote, no provision or disclosure is made.

vii) Income Tax

i. Provision for current tax is made based on the tax payable under the Income Tax Act, 1961.

ii. Deferred tax is recognised on temporary differences between the carrying amounts of assets and liabilities in the financial statements and the corresponding tax bases used in the computation of taxable profit.

Deferred tax Assets are recognized only when there is a reasonable certainty of their realization. Wherever there are unabsorbed depreciation or carried forward losses under Tax laws, Deferred tax assets are recognized only to the extent that there is virtual certainty of their realization.

viii) Significant management judgement in applying accounting policies and estimation of uncertainty Significant management judgements

When preparing the financial statements, management undertakes a number of judgements, estimates and assumptions about the recognition and measurement of assets, liabilities, income and expenses.


The following are significant management judgements in applying the accounting policies of the LLP that have the most significant effect on the financial statements.

(a) Revenue

Revenue is recognised on accrual basis and comprises of aggregate amounts of sale price agreed with customer and is recognised on the basis of cost of rights so transferred.

(b) Recognition of deferred tax assets

The extent to which deferred tax assets can be recognized is based on an assessment of the probability of the LLP's future taxable income against which the deferred tax assets can be utilized.



A handwritten signature in black ink, appearing to be 'Rajiv'.

A handwritten signature in black ink, appearing to be 'S'.

SHINE GROW NEW FARIDABAD LLP

Notes forming part of the Financial Statements for the year ended 31 March 2024

Notes -1A Partners Contribution Account for the year ended 31 March, 2024 (Amount in Hundreds)

S. No	Name of Partner	Agreed Contribution	Share of profit/(loss)(%)	As at 01st April 2023	Introduced /contributed during the year	Withdrawals during the Year	Share of Profit/(Loss) for the Year	As at 31st March 2024
1	Omaxe Ltd	999.90	99.99%	999.90	-	-	-	999.90
2	Kapil Mangla	0.10	0.01%	0.10	-	-	-	0.10
		1,000.00	100.00%	1,000.00	-	-	-	1,000.00

Partners Contribution Account for the year ended 31 March, 2023 (Amount in Hundreds)

S. No	Name of Partner	Agreed Contribution	Share of profit/(loss)(%)	As at 01st April 2022	Introduced /contributed during the year	Withdrawals during the Year	Share of Profit/(Loss) for the Year	As at 31st March 2023
1	Omaxe Ltd	499.90	99.99%	499.90	500.00	-	-	999.90
2	Kapil Mangla	0.10	0.01%	0.10	-	-	-	0.10
3	Harbeer Choudhary	-	0.00%	250.00	-	250.00	-	-
4	Devender	-	0.00%	250.00	-	250.00	-	-
		500.00	100.00%	1,000.00	500.00	500.00	-	1,000.00

Notes -1B Partners Current Account for the year ended 31 March, 2024 (Amount in Hundreds)

S. No	Name of Partner	Share of profit/(loss) (%)	As at 01st April 2023	Introduced /contributed during the year	Withdrawals during the Year	Share of Profit/(Loss) for the Year	As at 31st March 2024
1	Omaxe Ltd	99.99%	257,925.00	-	27,000.00	-	230,925.00
2	Kapil Mangla	0.01%	-	-	-	-	-
		100.00%	257,925.00	-	27,000.00	-	230,925.00

Partners Current Account for the year ended 31 March, 2023 (Amount in Hundreds)

S. No	Name of Partner	Share of profit/(loss) (%)	As at 01st April 2022	Introduced /contributed during the year	Withdrawals during the Year	Share of Profit/(Loss) for the Year	As at 31st March 2023
1	Omaxe Ltd	99.99%	432,925.00	-	175,000.00	-	257,925.00
2	Kapil Mangla	0.01%	-	-	-	-	-
3	Harbeer Choudhary	0.00%	-	-	-	-	-
4	Devender	0.00%	-	-	-	-	-
		100.00%	432,925.00	-	175,000.00	-	257,925.00



Handwritten signature

Handwritten signature

2. RESERVE AND SURPLUS

(Amount in Hundreds)

Particulars	As at 31 March, 2024	As at 31 March, 2023
Undistributed surplus / (deficit)		
Opening Balances	(31,982.61)	(50,094.55)
Profit/(Loss) for the period	17,830.17	18,111.94
	(14,152.44)	(31,982.61)

3. OTHER CURRENT LIABILITIES

(Amount in Hundreds)

Particulars	As at 31 March, 2024	As at 31 March, 2023
Audit fee payable	100.00	100.00
Other Payable	500.00	500.00
	600.00	600.00

4. LONG TERM LOANS AND ADVANCES

(Amount in Hundreds)

Particulars	As at 31 March, 2024	As at 31 March, 2023
Other Loans and Advances		
- TDS Receivable	1,150.00	1,800.00
	1,150.00	1,800.00

5. TRADE RECEIVABLE

(Amount in Hundreds)

Particulars	As at 31 March, 2024	As at 31 March, 2023
Trade receivables		
- Unsecured Considered good	197,141.00	213,341.00
	197,141.00	213,341.00

Note- 5.1 Ageing of Trade Receivable as at 31st March, 2024 is as follows:

(Amount in Hundreds)

Particular	Outstanding for the following periods from the due date of payment						Total
	Not Due	Less than 6 months	6 months - 1 year	1-2 years	2-3 years	More than 3 years	
Undisputed Trade receivable - Considered Good	-	-	-	-	197,141.00	-	197,141.00
Total	-	-	-	-	197,141.00	-	197,141.00

Ageing of Trade Receivable as at 31st March, 2023 is as follows:

(Amount in Hundreds)

Particular	Outstanding for the following periods from the due date of payment						Total
	Not Due	Less than 6 months	6 months - 1 year	1-2 years	2-3 years	More than 3 years	
Undisputed Trade receivable - Considered Good	-	16,200.00	-	197,141.00	-	-	213,341.00
Total	-	16,200.00	-	197,141.00	-	-	213,341.00

6. CASH & CASH EQUIVALENTS

(Amount in Hundreds)

Particulars	As at 31 March, 2024	As at 31 March, 2023
Balance with Banks:		
- On Current Accounts	18,160.46	12,390.24
- Cash on Hand	1,921.10	11.15
	20,081.56	12,401.39



[Handwritten signature]

[Handwritten signature]

7. REVENUE FROM OPERATIONS

(Amount in Hundreds)

Particulars	Year Ended 31 March, 2024	Year Ended 31 March, 2023
Consultancy and Support Services	5,000.00	18,000.00
Referral Fees Received	13,000.00	-
	18,000.00	18,000.00

8. OTHER INCOME

(Amount in Hundreds)

Particulars	Year Ended 31 March, 2024	Year Ended 31 March, 2023
Interest on Income Tax Refund	63.00	243.43
	63.00	243.43

9. OTHER EXPENSES

(Amount in Hundreds)

Particulars	Year Ended 31 March, 2024	Year Ended 31 March, 2023
Administrative expenses		
Legal & professional charges	26.55	-
Auditors remunerations (refer note 12)	142.78	118.00
Misc. Expenses	-	(0.01)
Rates and taxes	63.50	13.50
	232.83	131.49

10. INCOME TAX

(Amount in Hundreds)

Particulars	Year Ended 31 March, 2024	Year Ended 31 March, 2023
Tax expenses comprises of :		
Current Income Tax	-	-
		-

The major component of income tax expenses and the reconciliation of expected tax expenses based on the domestic effective tax rate of LLP and reported tax expense in statement of profit and loss are as follows :

(Amount in Hundreds)

Particulars	Year Ended 31 March, 2024	Year Ended 31 March, 2023
Accounting profit/(loss) before tax	17,830.17	18,111.94
Applicable tax rate	31.20%	31.20%
Computed tax expenses	5,563.01	5,651.00
Tax adjusted on account of adjustment of brought forward losses	(5,563.01)	(5,651.00)
Current Tax Provisions(A)	-	-
Tax expense recognised in statement of profit and loss	-	-

11. CONTINGENT LIABILITIES & COMMITMENTS

(Amount in Hundreds)

Particulars	As at 31 March, 2024	As at 31 March, 2023
Contingent Liabilities	NIL	NIL

12. AUDITOR'S REMUNERATION

(Amount in Hundreds)

Particulars	Year Ended 31 March, 2024	Year Ended 31 March, 2023
As Auditor		
Audit Fees	118.00	118.00
In Other capacity		
Certification charges	24.78	-
	142.78	118.00



[Handwritten signatures]

13. Ratio Analysis

Particular	Numerator	Denominator	Ratio		Change (in %)	Explanation
			F.Y. 2023-24	F.Y. 2022-23		
Current Ratio (in times)	Total Current assets	Total Current liabilities	362.04	376.24	-3.77%	N.A
Debt Equity Ratio (in times)	Debt consist of borrowings and lease liabilities	Total Equity	N.A	N.A	N.A	N.A
Debt Service Coverage Ratio (in times)	Earning for Debt Service = Net Profit after taxes+ Non -cash operating expenses +interest+Other non-cash adjustments	Debt Service= Interest and lease payments+ Principal repayments	N.A	N.A	N.A	N.A
Return On Equity Ratio (in %)	Profit for the year less Preference dividend (if any)	Average total equity	8.02%	5.93%	2.09%	N.A
Inventory Turnover Ratio (in times)	Cost of goods sold or sales	Average Inventory	N.A	N.A	N.A	N.A
Trade Receivable turnover ratio (in times)	Net Credit Sales	Average Trade receivables	0.09	0.06	42.88%	Due to decrease in trade receivable
Trade payables turnover ratio (in times)	Net Credit Purchase	Average Trade payables	N.A	N.A	N.A	N.A
Net Capital turnover ratio (in times)	Net Sales	Working Capital = (Total current assets less Total current liabilities)	0.08	0.08	3.93%	N.A
Net Profit ratio (in %)	Net Profit	Net Sales	99.06%	100.62%	-1.57%	N.A
Return on Capital Employed (in %)	Profit before tax and finance costs	Capital Employed = Total assets - total current liabilities	8.19%	7.98%	0.21%	N.A
Return on Investment (in %)	Income generated from invested fund	Average invested fund in treasury investments	N.A	N.A	N.A	N.A



Handwritten signature

Handwritten signature

14. Related Parties

A. Name of Related Parties

1. Guild Builders Private Limited (Holding of Designated Partner)
2. Omaxe Limited (Designated Partner)
3. Devender (Designated Partner)
4. Harbeer Choudhary (Designated Partner)
5. Kapil Mangla (Designated Partner)
6. Shravan Kumar Govil (Body Corporate DP Nominee)(from 28-07.2021 to 21-05-2022)
7. Rajneesh Pabbi (Body Corporate DP Nominee)(w.e.f 21-05-2022)

B. Summary of transactions with related parties

(Amount in Hundreds)

Transaction	Period ended	Omaxe Limited	Surender Kumar Goyal	Total
Amount Received/(adjusted)	March 31, 2024 March 31, 2023	27,000.00 175,000.00	- -	27,000.00 175,000.00
Balance Outstanding	As on			
Amount Payable	March 31, 2024 March 31, 2023	230,925.00 257,925.00	500.00 500.00	231,425.00 258,425.00

15. The LLP has not recognised deferred tax asset in respect of losses of Rs. 13,936.46 hundred (P.Y. - Rs. 31.766.63 hundred) as there is no reasonable certainty supported by convincing evidences of their recoverability in the near future.

16. Additional regulatory information required by Schedule-III of Companies Act 2013

i) **Relationship with struck off companies:** The LLP do not have any relationship with companies struck off under section 248 of Companies Act 2013 or Section 560 of Companies Act 1956.

ii) **Details of Benami Property:** No proceeding have been initiated or are pending against the LLP for holding any Benami property uder Benami Transaction (Prohibition) Act 1988 and the Rules made thereunder.

iii) **Compliance with numbers of layer of Companies:** The LLP has complied with the number of layers prescribed under Companies Act 2013.

iv) **Compliance with approved Scheme of Arrangement:** The LLP has not entered into any scheme of arrangement which has an accounting impact on current or previous financial year.

v) **Undisclosed Income:** There is no income surrendered or disclosed as income during current or previous year in the tax assessment under the Income Tax Act 1961 that has not been recorded in books of accounts.

vi) **Details of Crypto Currency or Virtual Currency:** The LLP has not traded or invested in crypto currency or virtual currency during the current or previous year.

17. The LLP has regrouped / reclassified previous year figures where necessary to conform with current year's classification.

The note nos. 1-17 form an integral part of financial statements.

As per our report of even date attached

For and on behalf of
B S D & Co.
Chartered Accountants
Regn. No. 000312S


Sujata Sharma
Partner
M.No. 087919



For and on behalf of Shine Grow New Faridabad LLP


Kapil Mangla
(Designated Partner)
DIN: 08989305


Rajneesh Pabbi
(Body Corporate DP Nominee)
DIN: 03563078
Representing : Omaxe Limited

Place : New Delhi
Date : 24 May, 2024

SHINE GROW NEW FARIDABAD LLP

Regd. Office: Ground Floor, Omaxe World Street, Sales office, Sector 79 Faridabad HR 121002

LLPIN : AAV-0125

Ind AS Balance Sheet as at March 31, 2024

(Rupees in Hundreds)

Particulars	Note	As at March 31, 2024	As at March 31, 2023
ASSETS			
Non-Current Assets			
a) Non-current Tax Assets	1	1,150.00	1,800.00
		1,150.00	1,800.00
Current Assets			
a) Trade Receivables	2	197,141.00	213,341.00
b) Financial Assets			
i) Cash and Cash Equivalents	3	20,081.56	12,401.39
		217,222.56	225,742.39
TOTAL		218,372.56	227,542.39
EQUITY AND LIABILITIES			
Partners' Funds			
a) Partners' Capital Account			
i) Partners' Contribution	4A	1,000.00	1,000.00
ii) Partners' Current Account	4B	230,925.00	257,925.00
c) Reserve and Surplus	5	(14,152.44)	(31,982.61)
		217,772.56	226,942.39
Current liabilities			
a) Financial Liabilities			
i) Other Financial Liabilities	6	600.00	600.00
		600.00	600.00
TOTAL		218,372.56	227,542.39
Material accounting policies	A		

The note nos. 1-19 form an integral part of financial statements.

As per our report of even date attached

For and on behalf of
B S D & Co.
Chartered Accountants
Regn. No. 0003125

Sujata Sharma
Partner
M.No. 087919



For and on behalf of Shine Grow New Faridabad LLP

Rajneesh Pabbi
(Body Corporate DP Nominee)
DIN: 03563078
Representing :
Omaxe Limited

Kapil Mangla
(Designated Partner)
DIN: 08989305

Place : New Delhi
Date : 24 May, 2024

SHINE GROW NEW FARIDABAD LLP

Regd. Office: Ground Floor, Omaxe World Street, Sales office, Sector 79 Faridabad HR 121002
LLPIN : AAV-0125

Ind AS Statement of Profit and Loss for the Year ended March 31, 2024



(Rupees in Hundreds)

Particulars	Note No.	Year Ended March 31, 2024	Year Ended March 31, 2023
Revenue			
Revenue from operations	7	18,000.00	18,000.00
Other income	8	63.00	243.43
TOTAL INCOME		18,063.00	18,243.43
Expenses			
Other expenses	9	232.83	131.49
TOTAL EXPENSES		232.83	131.49
Profit/(Loss) Before Tax		17,830.17	18,111.94
Tax expenses	10	-	-
Profit/(loss) After Tax (A)		17,830.17	18,111.94
Other comprehensive Income			
Tax on above items		-	-
Total other comprehensive Income (B)		-	-
Total comprehensive Income for the Period (A+B)		17,830.17	18,111.94
Material accounting policies	A		

The note nos. 1-19 form an integral part of financial statements.

As per our report of even date attached

For and on behalf of
B S D & Co.
Chartered Accountants
Regn. No. 000312S



Sujata Sharma
Partner
M.No. 087919

For and on behalf of Shine Grow New Faridabad LLP



Rajneesh Pabbi
(Body Corporate DP Nominee)
DIN: 03563078
Representing :
Omaxe Limited



Kapil Mangla
(Designated Partner)
DIN: 08989305

Place : New Delhi
Date : 24 May, 2024

SHINE GROW NEW FARIDABAD LLP

Regd. Office: Ground Floor, Omaxe World Street, Sales office, Sector 79 Faridabad HR 121002
LLPIN : AAV-0125

Ind AS Cash flow statement for the Year ended March 31, 2024

(Rupees in Hundreds)

Particulars	Year Ended March 31, 2024	Year Ended March 31, 2023
A. Cash flow from operating activities		
Profit/(Loss) for the year before tax	17,830.17	18,111.94
Less: Interest on Income Tax Refund	(63.00)	(243.43)
Operating profit/(loss) before working capital changes	17,767.17	17,868.51
Adjustments for working capital		
Trade Receivable	16,200.00	158,800.00
Other Financial Assets	-	1,597.88
Current Other financial liabilities	-	(8.85)
	16,200.00	160,389.03
Cash (used in)/generated from operating activities	33,967.17	178,257.54
Direct taxes (paid)/refund(net)	713.00	5,398.20
Net cash (used in) / generated from operating activities (A)	34,680.17	183,655.74
B. Cash flow from investing activities (B)	-	-
C. Cash flow from financing activities		
Contribution from partner	(27,000.00)	(175,000.00)
Net cash (used in) / generated from Financing activities (C)	(27,000.00)	(175,000.00)
Net (decrease) / increase in cash and cash equivalents (A+B+C)	7,680.17	8,655.74
Opening balance of cash and cash equivalents	12,401.39	3,745.65
Closing balance of cash and cash equivalents	20,081.56	12,401.39

(Rupees in Hundreds)

FOR THE PERIOD ENDED	Year Ended	Year Ended
COMPONENTS OF CASH AND CASH EQUIVALENTS		
Cash on hand	1,921.10	11.15
Balance with Bank	18,160.46	12390.24
Cash and cash equivalents at the end of the year(refer note 3)	20,081.56	12,401.39

DISCLOSURE AS REQUIRED BY IND AS 7**Reconciliation of liabilities arising from financing activities**

There are no liabilities arising from financing activities, hence reconciliation of liabilities arising from financing activities have not been given.

Material accounting policies (refer note A)

The accompanying notes form an intergral part of standalone financial statement

As per our report of even date attached

For and on behalf of

B S D & Co.

Chartered Accountants

Regn. No. 0003125

Sujata Sharma
New Delhi
Chartered Accountants

Sujata Sharma

Partner

M.No. 087919

Place : New Delhi

Date : 24 May, 2024

For and on behalf of Shine Grow New Faridabad LLP

Rajneesh Pabbi

Rajneesh Pabbi

(Body Corporate DP Nominee)

DIN: 03563078

Representing :

Omaxe Limited

Kapil Mangla

Kapil Mangla

(Designated Partner)

DIN: 08989305

SHINE GROW NEW FARIDABAD LLP

Regd. Office: Ground Floor, Omaxe World Street, Sales office, Sector 79 Faridabad HR 121002
LLPIN : AAV-0125

A. Material accounting policies

1. LLP information

Shine Grow New Faridabad LLP is an Subsidiary of Omaxe Limited . Registered address of the LLP is Ground Floor, Omaxe World Street, Sales office, Sector 79 Faridabad HR 121002

The LLP is into the Real estate Business.

2. Material accounting policies

i) Basis of preparation of financial statements

The financial statements of the LLP have been prepared in accordance with the Companies (Indian Accounting Standards) Rules 2015 ('Ind AS') issued by Ministry of Corporate Affairs ('MCA'). The LLP has uniformly applied the accounting policies during the period presented.

The financial statements have been prepared on a going concern basis in accordance with accounting principles generally accepted in India. Further, the financial statements have been prepared on historical cost basis except for certain financial assets, financial liabilities, derivative financial instruments and share based payments which are measured at fair values as explained in relevant accounting policies.

The financial statements are presented in Rupees and all values are rounded to the nearest hundred, except when otherwise indicated.

ii) Revenue recognition

Revenue is recognised on accrual basis and measured at the transaction price of the consideration received or receivable for goods supplied and services rendered, net of returns and discounts to customers.

Real estate projects

The LLP derives revenue from execution of real estate projects. Revenue from Real Estate project is recognised in accordance with Ind AS 115 which establishes a comprehensive framework in determining whether how much and when revenue is to be recognised .

Revenue from real estate projects are recognised upon transfer of control of promised real estate property to customer at an amount that reflects the consideration which the LLP expects to receive in exchange for such booking.

iii) Inventories

Land is valued at lower of cost and net realisable value. Cost is determined on average method. Cost includes cost of acquisition and all related costs.

iv) Impairment of Non Financial Assets

The LLP assesses at each balance sheet date whether there is any indication that an asset may be impaired. If any such indication exists, the LLP estimates the recoverable amount of the asset. If such recoverable amount of the asset or the recoverable amount of the cash-generating unit to which the asset belongs is less than its carrying amount, the carrying amount is reduced to its recoverable amount. The reduction is treated as an impairment loss and is recognized in the statement of profit and loss.

v) Financial Instruments

a) Financial Assets

Initial recognition and measurement

Financial assets are classified, at initial recognition, as subsequently measured at amortised cost, fair value through other comprehensive income (OCI) and fair value through profit or loss.

The classification of financial assets at initial recognition depends on the financial asset's contractual cash flow characteristics and the LLP's business model for managing them. With the exception of trade receivables that do not contain a significant financing component or for which the LLP has applied the practical expedient, the LLP initially measures a financial asset at its fair value plus, in the case of a financial asset not at fair value through profit or loss, net of transaction costs. Trade receivables that do not contain a significant financing component or for which the LLP has applied the practical expedient are measured at the transaction price determined under Ind AS 115.

In order for a financial asset to be classified and measured at amortised cost or fair value through OCI, it needs to give rise to cash flows that are 'solely payments of principal and interest (SPPI)' on the principal amount outstanding. This assessment is referred to as the SPPI test and is performed at an instrument level.

The LLP's business model for managing financial assets refers to how it manages its financial assets in order to generate cash flows. The business model determines whether cash flows will result from collecting contractual cash flows, selling the financial assets or both.



A handwritten signature in black ink, located at the bottom center of the page.

A handwritten signature in black ink, located at the bottom right of the page.

Subsequent measurement

(1) Financial instruments at amortised cost – the financial instrument is measured at the amortised cost if both the following conditions are met:

(a) The asset is held within a business model whose objective is to hold assets for collecting contractual cash flows, and

(b) Contractual terms of the asset give rise on specified dates to cash flows that are solely payments of principal and interest (SPPI) on the Principal amount outstanding.

After initial measurement, such financial assets are subsequently measured at amortised cost using the effective interest rate (EIR) method.

De-recognition of financial assets

A financial asset is primarily de-recognised when the rights to receive cash flows from the asset have expired or the LLP has transferred its rights to receive cash flows from the asset.

b) Financial liabilities

Initial recognition and measurement

All financial liabilities are recognised initially at fair value and transaction cost that are attributable to the acquisition of the financial liabilities are also adjusted. These liabilities are classified as amortised cost.

Subsequent measurement

Subsequent to initial recognition, these liabilities are measured at amortised cost using the effective interest method. These liabilities include borrowings and deposits.

De-recognition of financial liabilities

A financial liability is de-recognised when the obligation under the liability is discharged or cancelled or expired. When an existing financial liability is replaced by another from the same lender on substantially different terms, or on the terms of an existing liability are substantially modified, such an exchange or modification is treated as the de-recognition of the original liability and the recognition of a new liability. The difference in the respective carrying amounts is recognised in the statement of profit or loss.

c) Impairment of financial assets

The LLP assesses on a forward looking basis the expected credit losses associated with its assets carried at amortised cost and FVOCI debt instruments. The impairment methodology applied depends on whether there has been a significant increase in credit risk.

For trade receivables only, the LLP applies the simplified approach permitted by Ind AS 109 Financial Instruments, which requires expected lifetime losses to be recognised from initial recognition of the receivables.

vi) Fair value measurement

Fair value is the price that would be received to sell an asset or paid to transfer a liability in an orderly transaction between market participants at the measurement date. The fair value measurement is based on the presumption that the transaction to sell the asset or transfer the liability takes place either:

- In the principal market for the asset or liability, or
- In the absence of a principal market, in the most advantageous market for the asset or liability.

The fair value of an asset or a liability is measured using the assumptions that market participants would use when pricing the asset or liability, assuming that market participants act in their economic best interest.

A fair value measurement of a non-financial asset takes into account a market participant's ability to generate economic benefits by using the asset in its highest and best use or by selling it to another market participant that would use the asset in its highest and best use.

The LLP uses valuation techniques that are appropriate in the circumstances and for which sufficient data are available to measure fair value, maximizing the use of relevant observable inputs:

- Level 1- Quoted (unadjusted) market prices in active markets for identical assets or liabilities
- Level 2- Valuation techniques for which the lowest level input that is significant to the fair value measurement is directly or indirectly observable
- Level 3- Valuation techniques for which the lowest level input that is significant to the fair value measurement is unobservable

For assets and liabilities that are recognized in the financial statements on a recurring basis, the LLP determines whether transfer have occurred between levels in the hierarchy by re-assessing categorization (based on the lowest level input that is significant to the fair value measurement as a whole) at the end of each reporting period.

For the purpose of fair value disclosure, the LLP has determined classes of assets and liabilities on the basis of nature, characteristics and risks of the asset or liability and the level of the fair value hierarchy as explained above.

vii) Cash and Cash Equivalents

Cash and Cash equivalent in the balance sheet comprises cash at bank and cash on hand, which are subject to an insignificant change in value.

The amendment to Ind AS-7 requires entities to provide disclosure of change in the liabilities arising from financing activities, including both changes arising from cash flows and non cash changes (such as foreign exchange gain or loss).



[Handwritten signature]

[Handwritten signature]

viii) Provisions, contingent assets and contingent liabilities

A provision is recognized when:

- the LLP has a present obligation as a result of a past event;
- it is probable that an outflow of resources embodying economic benefits will be required to settle the obligation; and
- a reliable estimate can be made of the amount of the obligation.

A disclosure for a contingent liability is made when there is a possible obligation or a present obligation that may, but probably will not, require an outflow of resources. Where there is a possible obligation or a present obligation that the likelihood of outflow of resources is remote, no provision or disclosure is made.

ix) Earnings per share

Basic earnings per share are calculated by dividing the Net Profit for the year attributable to equity shareholders by the weighted average number of equity shares outstanding during the year.

For the purpose of calculating diluted earnings per share, the Net Profit for the year attributable to equity shareholders and the weighted average number of shares outstanding during the year are adjusted for the effects of all dilutive potential equity share.

x) Income Tax

i. Provision for current tax is made based on the tax payable under the Income Tax Act, 1961. Current income tax relating to items recognised outside profit and loss is recognised outside profit and loss (either in other comprehensive income or in equity)

ii. Deferred tax is recognised on temporary differences between the carrying amounts of assets and liabilities in the financial statements and the corresponding tax bases used in the computation of taxable profit.

Deferred tax liabilities and assets are measured at the tax rates that are expected to apply in the period in which the liability is settled or the asset realised, based on tax rates (and tax laws) that have been enacted or substantively enacted by the end of the reporting period. The carrying amount of Deferred tax liabilities and assets are reviewed at the end of each reporting period.

xi) Classification of assets and liabilities into current and non-current

The Management classifies assets and liabilities into current and non-current categories based on its operating cycle.

xii) Significant management judgement in applying accounting policies and estimation of uncertainty

When preparing the financial statements, management undertakes a number of judgements, estimates and assumptions about the recognition and measurement of assets, liabilities, income and expenses.

Significant management judgements

The following are significant management judgements in applying the accounting policies of the LLP that have the most significant effect on the financial statements.

(a) Revenue

Revenue is recognised on accrual basis and comprises of aggregate amounts of sale price agreed with customer and is recognised on the basis of cost of rights so transferred.

(b) Recognition of deferred tax assets

The extent to which deferred tax assets can be recognized is based on an assessment of the probability of the LLP's future taxable income against which the deferred tax assets can be utilized.

(c) Evaluation of indicators for impairment of assets

The evaluation of applicability of indicators of impairment of assets requires assessment of several external and internal factors which could result in deterioration of recoverable amount of the assets

(d) Provisions

At each balance sheet date basis the management judgement, changes in facts and legal aspects, the LLP assesses the requirement of provisions against the outstanding contingent liabilities. However the actual future outcome may be different from this judgement.

Significant estimates


The key assumptions concerning the future and other key sources of estimation uncertainty at the reporting date, that have a significant risk of causing a material adjustment to the carrying amounts of assets and liabilities, are described below. The LLP based its assumptions and estimates on parameters available when the financial statements were prepared.

(a) Net realizable value of inventory

The determination of net realisable value of inventory involves estimates based on prevailing market conditions, current prices and expected date of commencement and completion of the project, the estimated future selling price, cost to complete projects and selling cost. The LLP also involves specialist to perform valuations of inventories, wherever required.

(b) Fair value measurement disclosures

Management applies valuation techniques to determine the fair value of financial instruments (where active market quotes are not available). This involves developing estimates and assumptions consistent with how market participants would price the instrument.



A handwritten signature.

A handwritten signature.

1. NON-CURRENT TAX ASSETS

(Rupees in Hundreds)

Particulars	As at March 31,2024	As at March 31,2023
Direct taxes refundable (net of provisions)	1,150.00	1,800.00
	1,150.00	1,800.00

2. TRADE RECEIVABLES

(Rupees in Hundreds)

Particulars	As at March 31,2024	As at March 31,2023
Trade receivables		
- Unsecured Considered good	197,141.00	213,341.00
	197,141.00	213,341.00

Note- 2.1 Ageing of Trade Receivable as at March 31,2024 is as follows:

(Rupees in Hundreds)

Particular	Outstanding for the following periods from the due date of payment						Total
	Not Due	Less than 6 months	6 months 1 year	1-2 years	2-3 years	More than 3 years	
Undisputed Trade receivable- Considered Good	-	-	-	-	197,141.00	-	197,141.00
Total	-	-	-	-	197,141.00	-	197,141.00

Ageing of Trade Receivable as at March 31,2023 is as follows:

(Rupees in Hundreds)

Particular	Outstanding for the following periods from the due date of payment						Total
	Not Due	Less than 6 months	6 months 1 year	1-2 years	2-3 years	More than 3 years	
Undisputed Trade receivable- Considered Good	-	16,200.00	-	197,141.00	-	-	213,341.00
Total	-	16,200.00	-	197,141.00	-	-	213,341.00

3. CASH & CASH EQUIVALENTS

(Rupees in Hundreds)

Particulars	As at March 31,2024	As at March 31,2023
Cash on Hand	1,921.10	11.15
Balance with Banks:		
- On Current Accounts	18,160.46	12,390.24
	20,081.56	12,401.39



[Handwritten signature]

[Handwritten signature]

SHINE GROW NEW FARIDABAD LLP

Notes forming part of the Financial Statements for the year ended March 31,2024

Notes -4A Partners Contribution Account for the year ended March 31,2024

(Rupees in Hundreds)

S. No	Name of Partner	Agreed Contribution	Share of profit/(loss) (%)	As at 01st April 2023	Introduced /contributed during the year	Remuneration for the year	Interest for the year	Withdrawals during the year	Share of Profit/ (Loss) for the year	As at 31st March 2024
1	Omaxe Ltd	999.90	99.99%	999.90	-	-	-	-	-	999.90
2	Kapil Mangla	0.10	0.01%	0.10	-	-	-	-	-	0.10
		1,000.00	100.00%	1,000.00	-	-	-	-	-	1,000.00

Partners Contribution Account for the year ended March 31,2023

(Rupees in Hundreds)

S. No	Name of Partner	Agreed Contribution	Share of profit/(loss) (%)	As at 01st April 2022	Introduced /contributed during the year	Remuneration for the year	Interest for the year	Withdrawals during the year	Share of Profit/(Loss) for the year	As at 31st March 2023
1	Omaxe Ltd	999.90	99.99%	499.90	500.00	-	-	-	-	999.90
2	Kapil Mangla	0.10	0.01%	0.10	-	-	-	-	-	0.10
3	Harbeer Choudhary	-	0.00%	250.00	-	-	-	250.00	-	-
4	Devender	-	0.00%	250.00	-	-	-	250.00	-	-
		1,000.00	100.00%	1,000.00	500.00	-	-	500.00	-	1,000.00

Notes -4B Partners Current Account for the year ended March 31,2024

(Rupees in Hundreds)

S. No	Name of Partner	Share of profit/(loss) (%)	As at 01st April 2023	Introduced /contributed during the year	Remuneration for the year	Interest for the year	Withdrawals during the year	Share of Profit/ (Loss) for the year	As at 31st March 2024
1	Omaxe Ltd	99.99%	257,925.00	-	-	-	27,000.00	-	230,925.00
2	Kapil Mangla	0.01%	-	-	-	-	-	-	-
		100.00%	257,925.00	-	-	-	27,000.00	-	230,925.00

Partners Current Account for the year ended March 31,2023

(Rupees in Hundreds)

S. No	Name of Partner	Share of profit/(loss) (%)	As at 01st April 2022	Introduced /contributed during the year	Remuneration for the year	Interest for the year	Withdrawals during the year	Share of Profit/ (Loss) for the year	As at 31st March 2023
1	Omaxe Ltd	99.99%	432,925.00	-	-	-	175,000.00	-	257,925.00
2	Kapil Mangla	0.01%	-	-	-	-	-	-	-
3	Harbeer Choudhary	0.00%	-	-	-	-	-	-	-
4	Devender	0.00%	-	-	-	-	-	-	-
		100.00%	432,925.00	-	-	-	175,000.00	-	257,925.00

5. RESERVES AND SURPLUS

(Rupees in Hundreds)

Particulars	As at March 31,2024	As at March 31,2023
Undistributed surplus/(deficit)		
Opening Balances	(31,982.61)	(50,094.55)
Profit/(Loss) for the period	17,830.17	18,111.94
	(14,152.44)	(31,982.61)

5.1 Nature & Purpose of Reserve

Retained Earnings

Represents surplus/ (deficit) in statement of Profit and Loss accumulated upto the end of the financial year.

6. CURRENT OTHER FINANCIAL LIABILITIES

(Rupees in Hundreds)

Particulars	As at March 31,2024	As at March 31,2023
Audit fee payable	100.00	100.00
Other Payable	500.00	500.00
	600.00	600.00



[Handwritten signature]

[Handwritten signature]

7. REVENUE FROM OPERATIONS

(Rupees in Hundreds)

Particulars	Year Ended March 31,2024	Year Ended March 31,2023
Consultancy and Support Services	5,000.00	18,000.00
Referral Fees Received	13,000.00	-
	18,000.00	18,000.00

8. OTHER INCOME

(Rupees in Hundreds)

Particulars	Year Ended March 31,2024	Year Ended March 31,2023
Interest on Income Tax Refund	63.00	243.43
	63.00	243.43

9. OTHER EXPENSES

(Rupees in Hundreds)

Particulars	Year Ended March 31,2024	Year Ended March 31,2023
Administrative expenses		
Legal & professional charges	26.55	-
Auditor's Remuneration (refer note 11)	142.78	118.00
Misc. Expenses	-	(0.01)
Rates and taxes	63.50	13.50
	232.83	131.49

10. TAX EXPENSES

(Rupees in Hundreds)

Particulars	Year Ended March 31,2024	Year Ended March 31,2023
Tax expenses comprises of :		
Current Income Tax	-	-
	-	-

The major component of Income tax expenses and the reconciliation of expected tax expenses based on the domestic effective tax rate of LLP and reported tax expense in statement of profit and loss are as follow:

(Rupees in Hundreds)

Particulars	Year Ended March 31,2024	Year Ended March 31,2023
Accounting profit/(loss) before tax	17,830.17	18,111.94
Applicable tax rate	31.20%	31.20%
Computed tax expenses	5,563.01	5,650.93
Tax adjusted on account of adjustment of brought forward losses	(5,563.01)	(5,650.93)
Current Tax Provisions	-	-
Tax expenses recognised in statement of profit and loss	-	-

11. AUDITOR'S REMUNERATION

(Rupees in Hundreds)

Particulars	Year Ended March 31,2024	Year Ended March 31,2023
As Auditor		
Audit Fees	118.00	118.00
In other capacity		
Certification charges	24.78	-
	142.78	118.00

12. CONTINGENT LIABILITIES & COMMITMENTS

(Rupees in Hundreds)

Particulars	As at March 31,2024	As at March 31,2023
Contingent Liabilities	NIL	NIL



[Handwritten Signature]

[Handwritten Signature]

13. RATIO ANALYSIS

Particular	Numerator	Denominator	Ratio		Change (in percentage)	Explanation
			F.Y. 2023-24	F.Y. 2022-23		
Current Ratio (in times)	Total Current assets	Total Current liabilities	362.04	376.24	-3.77%	N.A
Debt Equity Ratio (in times)	Debt consist of borrowings and lease liabilities	Total Equity	N.A	N.A	N.A	N.A
Debt Service Coverage Ratio (in times)	Earning for Debt Service = Net Profit after taxes+ Non - cash operating expenses +interest+Other non-cash adjustments	Debt Service= Interest and lease payments+ Principal repayments	N.A	N.A	N.A	N.A
Return On Equity Ratio(in %)	Profit for the year less Preference dividend(if any)	Average total equity	8.02%	5.93%	2.09%	N.A
Inventory Turnover Ratio (in times)	Cost of goods sold or sales	Average Inventory	N.A	N.A	N.A	N.A
Trade Receivable turnover ratio (in times)	Net Credit Sales	Average Trade receivables	0.09	0.06	42.63%	Due to decrease in trade receivable
Trade payables turnover ratio (in times)	Net Credit Purchase	Average Trade payables	N.A	N.A	N.A	N.A
Net Capital turnover ratio (in times)	Net Sales	Working Capital = (Total current assets less Total current liabilities)	0.08	0.08	3.93%	N.A
Net Profit ratio (in %)	Net Profit	Net Sales	99.06%	100.62%	-1.57%	N.A
Return on Capital Employed(in %)	Profit before tax and finance costs	Capital Employed = Total assets - total current liabilities	8.19%	7.98%	0.21%	N.A
Return on Investment (in %)	Income generated from invested fund	Average invested fund in treasury investments	N.A	N.A	N.A	N.A



Handwritten signature

Handwritten signature

14. Related Parties

A. Name of Related Parties

1. Guild Builders Private Limited (Holding of Designated Partner)
2. Omaxe Limited (Designated Partner)
3. Devender (Designated Partner)
4. Harbeer Choudhary (Designated Partner)
5. Kapil Mangla (Designated Partner)
6. Shravan Kumar Govil (Body Corporate DP Nominee)(from 28-07-2021 to 21-05-2022)
7. Rajneesh Pabbi (Body Corporate DP Nominee)(w.e.f 21-05-2022)

B. Summary of transactions with related parties

(Rupees in Hundreds)

Transaction	Period ended	Omaxe Limited	Surender Kumar Goyal	Total
Amount Received/(adjusted)	March 31, 2024 March 31, 2023	27,000.00 175,000.00	- -	27,000.00 175,000.00
Balance Outstanding	As on			
Amount Payable	March 31, 2024 March 31, 2023	230,925.00 257,925.00	500.00 500.00	231,425.00 258,425.00

15. The LLP has not recognised deferred tax asset in respect of losses of Rs. 13,936.46 hundred (P.Y. - Rs. 31,766.63 hundred) as there is no reasonable certainty supported by convincing evidences of their recoverability in the near future.

16. No funds have been advanced/loaned/invested (from borrowed fund or from share premium or from any other sources/kind of fund) by the LLP to any other person(s) or entity(ies), including foreign entities(intermediaries), with the understanding (whether recorded in writing or otherwise) that the intermediary shall (i) directly or indirectly lend or invest in other peron or entities identified in any manner whatsoever by or on behalf of the LLP (Ultimate Beneficiaries) or (ii) provide any guarantee, security or like to or on behalf of the Ultimate Beneficiaries.

No funds have been received by the LLP from any person(s) or entity(ies), including foreign entities (funding Parties), with the understanding (whether recorded in writing or otherwise) that the LLP shall (i) directly or indirectly lend or invest in other persons or entities identified in any manner whatsoever by or on behalf of the Funding Party (Ultimate Beneficiaries) or (ii) provide any guarantee, security or the like on behalf of the Ultimate Beneficiaries.

17. Additional regulatory information required by Schedule-III of Companies Act 2013

i) **Relationship with struck off companies:** The LLP do not have any relationship with companies struck off under section 248 of Companies Act 2013 or Section 560 of Companies Act 1956.

ii) **Details of Benami Property:** No proceeding have been initiated or are pending against the LLP for holding any Benami property uder Benami Transaction (Prohibition) Act 1988 and the Rules made thereunder.

iii) **Compliance with numbers of layer of Companies:** The LLP has complied with the number of layers prescribed under Companies Act 2013.

iv) **Compliance with approved Scheme of Arrangement:** The LLP has not entered into any scheme of arrangement which has an accounting impact on current or previous financial year.

v) **Undisclosed Income:** There is no income surrendered or disclosed as income during current or previous year in the tax assessment under the Income Tax Act, 1961 that has not been recorded in books of accounts.



[Handwritten signatures]

vi) Details of Crypto Currency or Virtual Currency: The LLP has not traded or invested in crypto currency or virtual currency during the current or previous year.


18. Ministry of Corporate Affairs ("MCA") notifies new standards or amendments to the existing standards under Companies (Indian Accounting Standards) Rules as issued from time to time. For the year ended 31st March 2024, MCA has not notified any new standards or amendments to the existing standards applicable to the Company.

19. The LLP has regrouped / reclassified previous year figures where necessary to conform with current year's classification.

The note nos. 1-19 form an integral part of financial statements.

As per our report of even date attached

For and on behalf of
B S D & Co.
Chartered Accountants
Regn. No. 000312S


Sujata Sharma
Partner
M.No. 087919



For and on behalf of Shine Grow New Faridabad LLP


Rajneesh Pabbi
(Body Corporate DP Nominee)
DIN: 03563078
Representing :
Omaxe Limited


Kapil Mangla
(Designated Partner)
DIN: 08989305

Place :New Delhi
Date : 24 May, 2024